

# Punny Valentines

an introduction to puns



by  
*Shanna Behrens*

  
ALL ABOUT *Reading*

# Punny Valentines

*Q: What did the Valentine's Day card say to the stamp?*

*A: Stick with me and you'll go places!*

Puns (like the one above) are a great way to introduce children to word play. That's why we created an activity to help you teach your children all about puns! Your kids will be creating their own pun-tastic jokes in no time. And there's a bonus: when they're done playing, your kids can share a special pun with their favorite Valentine. Let's get started!



## Instructions

1. Print out the cards (pages 4-6) and word strips (page 7).
2. Cut out the cards and set them aside in a pile.
3. Cut out the word strips and scatter them on the table with the words facing up.
4. Have your child choose the first card from the pile and find the word strip that completes the pun. Consult the answer key on page 3 if needed.
5. When your child has completed a pun correctly, have him glue the word strip to the card in the space provided.
6. Continue until all the cards have been paired with the word strips.
7. The cards are now ready to be signed and passed out to friends or family!

## Variations

1. **Create your own.** Using the template on page 8, encourage your child to create and illustrate his very own Valentine puns.
2. **Decrease the difficulty level.** For easier matching, cut out one sheet of cards and their corresponding word strips at a time.
3. **Discuss puns.** A pun is a joke exploiting the different possible meanings of a word or the fact that there are words that sound alike but have different meanings. Go over the finished cards and discuss each one. Does the pasted word sound like another word? Which one? Encourage your child to imagine the silly scenarios that would be created if each pun were taken literally!

# Punny Valentines

## Answer Key

**You're  
Purr-fect ,  
Valentine!**

To: \_\_\_\_\_  
From: \_\_\_\_\_



**Bee  
Mine,  
Valentine!**

To: \_\_\_\_\_  
From: \_\_\_\_\_



**Whale  
You Be My  
Valentine?**

To: \_\_\_\_\_  
From: \_\_\_\_\_




**I Treasure  
You,  
Valentine!**

To: \_\_\_\_\_  
From: \_\_\_\_\_



**You're the  
Bear-y  
Best!**

To: \_\_\_\_\_  
From: \_\_\_\_\_




**Pugs  
and  
Kisses!**

To: \_\_\_\_\_  
From: \_\_\_\_\_



**I Howl  
for You,  
Valentine!**

To: \_\_\_\_\_  
From: \_\_\_\_\_



**You Are  
Sew  
Special!**

To: \_\_\_\_\_  
From: \_\_\_\_\_



**Some  
Buggy  
Loves You!**

To: \_\_\_\_\_  
From: \_\_\_\_\_



**I'm  
Bananas  
for You!**

To: \_\_\_\_\_  
From: \_\_\_\_\_



**I Think  
You Are Just  
Write !**

To: \_\_\_\_\_  
From: \_\_\_\_\_



**I Dig  
You,  
Valentine!**

To: \_\_\_\_\_  
From: \_\_\_\_\_



**You're**  
\_\_\_\_\_,  
**Valentine!**

To: \_\_\_\_\_  
From: \_\_\_\_\_




\_\_\_\_\_  
**Mine,**  
**Valentine!**

To: \_\_\_\_\_  
From: \_\_\_\_\_




\_\_\_\_\_  
**You Be My**  
**Valentine?**

To: \_\_\_\_\_  
From: \_\_\_\_\_



I \_\_\_\_\_  
**You,**  
**Valentine!**

To: \_\_\_\_\_  
From: \_\_\_\_\_



**You're the  
Best!**

**and  
Kisses!**

To: \_\_\_\_\_  
From: \_\_\_\_\_

To: \_\_\_\_\_  
From: \_\_\_\_\_



**I  
for You,  
Valentine!**

**You Are  
Special!**

To: \_\_\_\_\_  
From: \_\_\_\_\_

To: \_\_\_\_\_  
From: \_\_\_\_\_



Some

Loves You!

To: \_\_\_\_\_  
From: \_\_\_\_\_



I'm

for You!

To: \_\_\_\_\_  
From: \_\_\_\_\_



I Think  
You Are Just  
!

To: \_\_\_\_\_  
From: \_\_\_\_\_



I  
You,  
Valentine!

To: \_\_\_\_\_  
From: \_\_\_\_\_



<b>Purr-fect</b>	<b>Bee</b>
<b>Whale</b>	<b>Treasure</b>
<b>Bear-y</b>	<b>Pugs</b>
<b>Howl</b>	<b>Sew</b>
<b>Buggy</b>	<b>Bananas</b>
<b>Write</b>	<b>Dig</b>

<hr/> <hr/> <hr/>	<hr/> <hr/> <hr/>
<b>To:</b> _____ <b>From:</b> _____	<b>To:</b> _____ <b>From:</b> _____
<hr/> <hr/> <hr/>	<hr/> <hr/> <hr/>
<b>To:</b> _____ <b>From:</b> _____	<b>To:</b> _____ <b>From:</b> _____





# ALL ABOUT<sup>®</sup> Reading

The program that takes the struggle out of reading

## Did you enjoy this activity? Then you'll love **All About<sup>®</sup> Reading!**

*All About Reading* is a fun and engaging program that starts with essential pre-reading skills and continues on to teach all five key components of reading. It contains everything your student needs to become a fluent reader for life!

- Multisensory Orton-Gillingham approach
- Lightly scripted “open and go” lesson plans
- Mastery-based with no gaps
- Suitable for all ages and learning styles
- 100% guarantee and lifetime support



To learn more about **All About<sup>®</sup> Reading**, please visit  
[www.AllAboutReading.com](http://www.AllAboutReading.com)  
or call us at 715-477-1976.