


# Tactile Letter Cards

a letter recognition activity



# Tactile Letter Cards

Are you ready for some multisensory fun? Our Tactile Letter Cards are the perfect way for little ones to incorporate their sense of touch while exploring the alphabet. These cards are easy to make and FUN to use!



## 1. Prepare Materials

- Print a set of letter cards (pages 3-15).
- Place a 1/2 cup of sand in a zip-top bag and add several drops of food coloring. Mix the coloring into the sand and set the bag aside. Repeat with additional bags for as many colors as you'd like to make.
- Pour the bags of sand onto separate sheets of paper. Spread out the sand and allow it to dry overnight.

## 2. Create the Cards

- Select a letter card and fill in the outline of the letter with glue.
- Sprinkle colored sand over the glue-filled letter. Shake the excess sand onto a sheet of paper to avoid waste. Allow the glue and sand to dry.
- Repeat with remaining letter cards.

### **Other Options:**

If you would like to provide a variety of tactile surfaces for your child to explore, you can create tactile letter cards using materials such as glitter, fabric, dried beans, pipe cleaners, or rice.

## 3. Explore the Alphabet

- Show your child how to use the pointer finger of his dominant hand to trace the shape of the letter. Encourage proper letter formation.
- Encourage your child to feel the shape of a letter while his eyes are closed. See if he can determine which letter it is.
- As your child feels the letter, ask him to say the sound the letter makes. You can also name a few words that begin with that letter, emphasizing the initial sound.
- Match uppercase letters with the appropriate lowercase letters.
- Use multiple cards to spell names and short words.


A

a


B

b


---




ALL ABOUT *Reading*




ALL ABOUT *Reading*



ALL ABOUT *Reading*



ALL ABOUT *Reading*



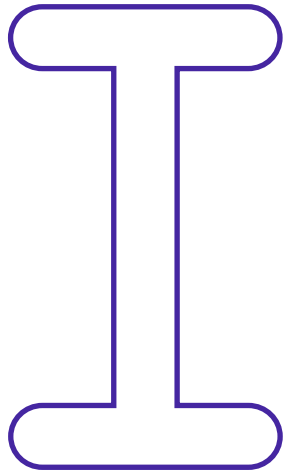
G

g

H

h


ALL ABOUT *Reading*



ALL ABOUT *Reading*




ALL ABOUT *Reading*



ALL ABOUT *Reading*




ALL ABOUT *Reading*



ALL ABOUT *Reading*



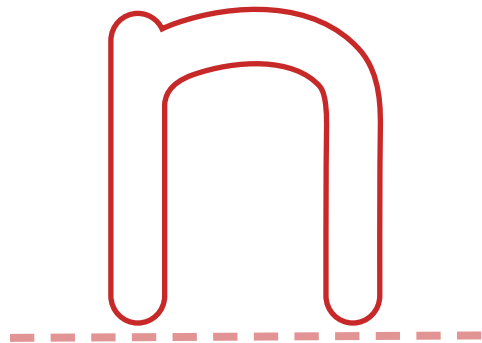



ALL ABOUT *Reading*






ALL ABOUT *Reading*










ALL ABOUT Reading




ALL ABOUT Reading




ALL ABOUT Reading



ALL ABOUT Reading



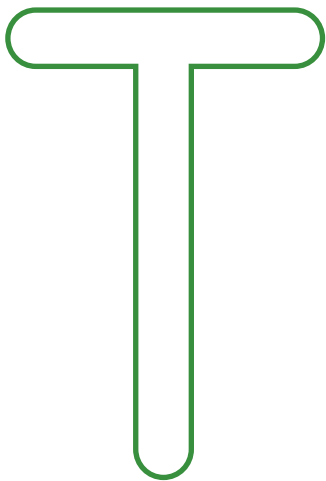
ALL ABOUT *Reading*




ALL ABOUT *Reading*



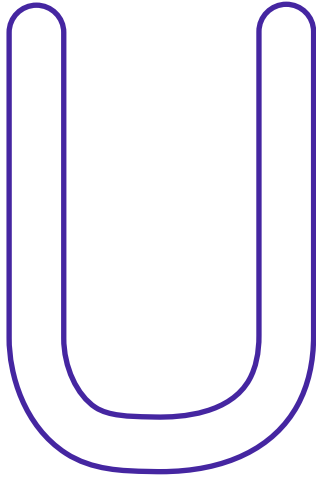
ALL ABOUT *Reading*



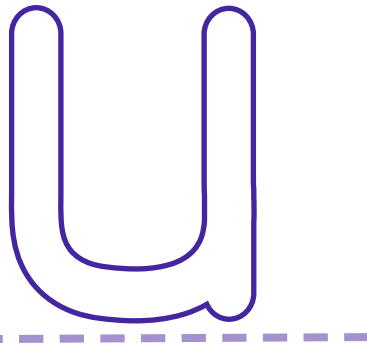
ALL ABOUT *Reading*



ALL ABOUT *Reading*



ALL ABOUT *Reading*



ALL ABOUT *Reading*



ALL ABOUT *Reading*



 ALL ABOUT Reading



 ALL ABOUT Reading




 ALL ABOUT Reading




 ALL ABOUT Reading




ALL ABOUT *Reading*



ALL ABOUT *Reading*



ALL ABOUT *Reading*



ALL ABOUT *Reading*





# ALL ABOUT<sup>®</sup> Reading

The program that takes the struggle out of reading

## Did you enjoy this activity? Then you'll love **All About<sup>®</sup> Reading Pre-reading!**

The *All About Reading* Pre-reading program is designed for preschoolers and kindergarteners. Your student will enjoy the special games, crafts, and storytime read-alouds, and you will love the way your student effortlessly learns the five essential pre-reading skills:

- Print Awareness
- Letter Knowledge
- Phonological Awareness
- Listening Comprehension
- Motivation to Read



To learn more about **All About<sup>®</sup> Reading Pre-reading**, please visit  
[www.AllAboutReading.com](http://www.AllAboutReading.com)  
or call us at 715-477-1976.